

ENOCHS POWER 4000

HIGH-LOW EXAMINATION TABLE

Vacuum-formed Top is an 100% seamless design free of decorative embossing, cross seams and fabric folds that make cleaning difficult and inefficient. Top is padded with 1½" of high-density foam with an extra ½" on along the edges for patient comfort. Top is covered in durable Naugahyde[®] manufactured to be wear, stain, mold, mildew and oil resistance resistant.

Attainable Positions: OB/GYN, Lithotomy, Urology and Flat

Power System: Electro-Hydraulic

Adjustments by "Easy Touch" Foot Control:

Height - 24" to 40"

Back - Horizontal to 87° chair

Dimensions: Length - 52" Extends to 71"

Width - 27"

Accessories: Knee crutches, padded armboard, restraint straps, urology basin with screen and drain, IV Pole and caster base.

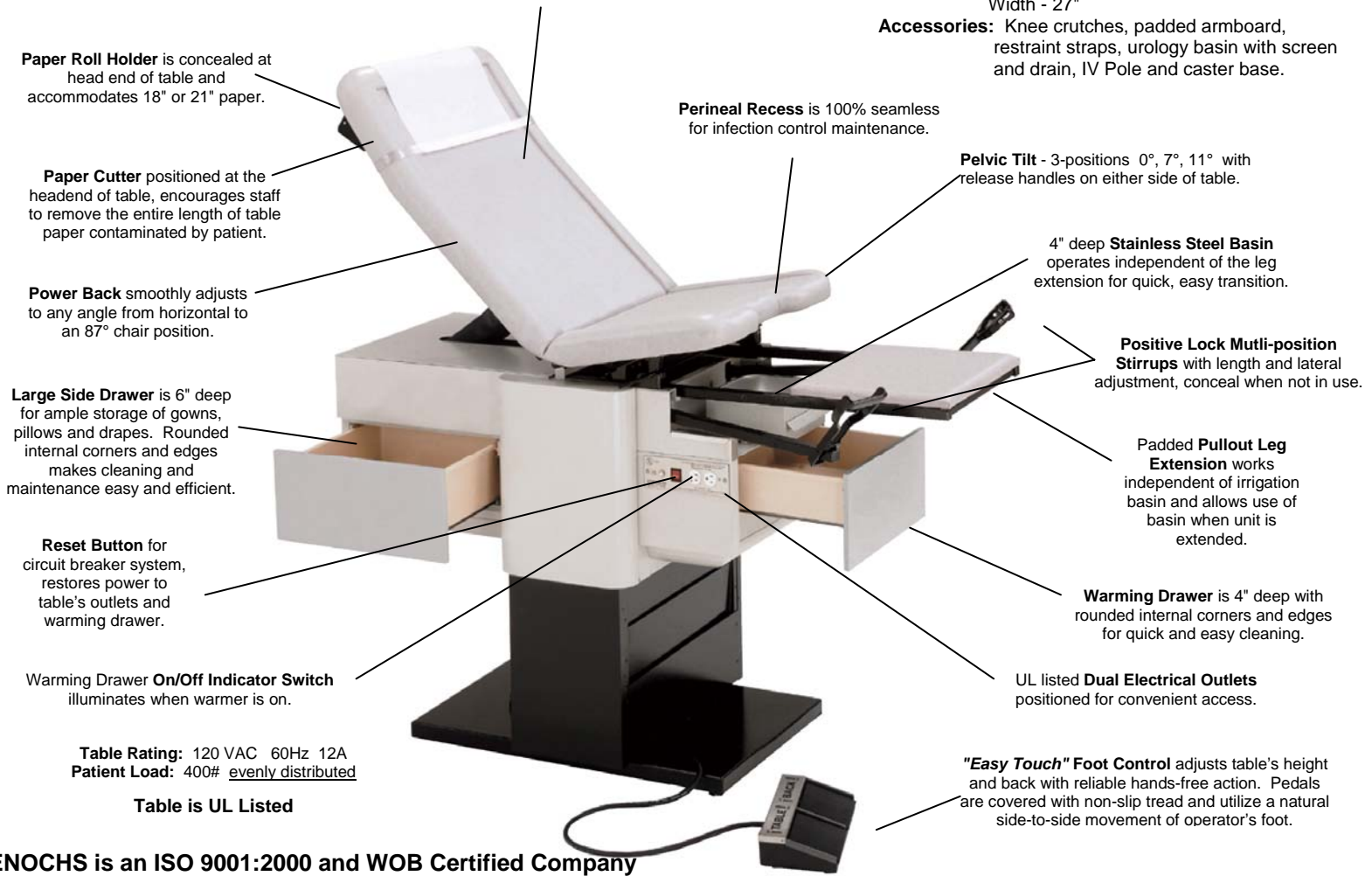
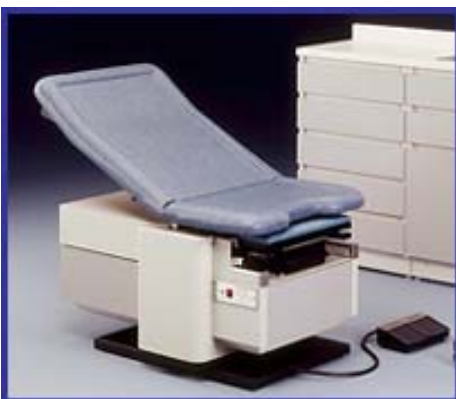


Table Rating: 120 VAC 60Hz 12A
Patient Load: 400# evenly distributed

Table is UL Listed

"Easy Touch" Foot Control adjusts table's height and back with reliable hands-free action. Pedals are covered with non-slip tread and utilize a natural side-to-side movement of operator's foot.


ENOCHS is an ISO 9001:2000 and WOB Certified Company



The 24" low position is the perfect height for patients who do not feel safe or comfortable using a standard height table. The access height of the Power 4000 offers a patient the ability to feel the edge of table couch against the back of their legs. The patient can easily and effortlessly sit down without experiencing the free falling sensation common with tables, which are designed too low.
















The working end of the table has the exclusive ENOC design of the pullout padded leg extension moving independent of the 4" deep stainless steel irrigation basin. This design reduces surface area to allow fast easy clean up after irrigation procedure. The separate operation is a valuable feature for patients with limited hip rotation. Patient can be placed in a GYN position using the pad board instead of stirrups while physician maintains unrestricted access to the irrigation basin.



Securely attached to the table base, the ENOCHS Vacuum-formed Top is the strongest top on the market with an all steel frame and back. Top is padded for patient comfort with 1½" high-density foam with an additional ½" of foam contouring the edges. The sleek Euro-look top features a seamless surface, moulded perineal recess and a pelvic tilt with positions of 0°, 7° & 11°. The top is designed for strength, durability and long service life.

For additional information on the ENOCHS Power 4000 and other fine examination room furniture call Customer Service at 800-428-2305, FAX to 317-580-2944, e-mail to enochs@enochsmed.com or write to P.O. Box 50559 Indianapolis, IN 46250

Feature	ENOCHS POWER 4000 SPECIFICATIONS		
<p>Color Selections</p> <p>Colors and textures represented here, are an approximate of true color under the limits of electronic viewing.</p> <p>Contact ENOCHS for actual color samples.</p> <p>Colors subject to change without notification</p>	<p>Base Colors</p>  <p>Pearl Grey</p>  <p>Cream White</p>  <p>Mocha</p>	<p>Drawer Front Colors</p>  <p>Grey</p>  <p>Beige</p>  <p>Natural Oak</p>	<p>Upholstery Top Colors</p>  <p>Cambridge Blue</p>  <p>Windsor Wine</p>  <p>Smoke</p>  <p>English Brown</p>  <p>Desert Sand</p>
<p>Ordering Configuration</p>	 <p>If room requires drawers to open on PATIENT'S right. ORDER a Right Hand Table. (STANDARD)</p> <p>OR</p> <p>If room requires drawers to open on PATIENT'S left. ORDER a LEFT Hand Table</p> 		
<p>Base Construction</p>	<ul style="list-style-type: none"> • 18 gauge steel reinforced with heavier gauge steel for strength • Fully welded base and top construction for dimensional stability • Powder coated metal surfaces for durability and long service life • Column style base with smooth surfaces for easy efficient cleaning 		
<p>Top Construction</p>	<ul style="list-style-type: none"> • Tubular steel frame with steel backing • 100% seamless vacuum-formed top design free of cross-stitching, decorative embossing and fabric folds for quick and effective cleaning. • Padded with 1½" high-density foam with extra ½" contouring along edges for patient comfort. • Covered in durable Naugahyde® manufactured to be wear, stain, mold, mildew and oil resistant • Upholstered sections are securely attached to top frame, eliminating areas of contamination associated with removable top pads. • Top engineered for easy replacement if required 		
<p>Perineal Recess</p>	<ul style="list-style-type: none"> • Moulded recess in seat section allows greater access to patient's perineal region during examination or procedure • Recess is 10" wide at opening and 2" deep at center • Allows greater feeling of stable positioning for patient 		
<p>Leg Extension and Irrigation Basin</p>	<ul style="list-style-type: none"> • Pull out padded leg extension extends table to 71" Padboard – 19" W x 19" D • 4" deep stainless steel basin moves independent of padded leg extension for quick and easy transition • Patient with limited hip rotation may be positioned with feet on extension instead of in stirrups while physician maintains use of irrigation basin 		
<p>Power System</p>	<ul style="list-style-type: none"> • Electro-Hydraulic 		
<p>Power Adjustments</p>	<ul style="list-style-type: none"> • Table Height : 24" to 40" (ideal for Colposcope procedures) • Back : Infinite degrees from horizontal to 87° 		
<p>Manual Adjustments</p>	<ul style="list-style-type: none"> • 3-position Pelvic Tilt : 0°, 7°, & 11° • Leg extension adds 19" to length of table 		
<p>Controls</p>	<ul style="list-style-type: none"> • <i>Hands Free</i> foot control for fast positioning of patient and elimination of cross contamination possible with hand controls 		
<p>Stirrups</p>	<ul style="list-style-type: none"> • Multi-position with three lateral positions with quick and easy length adjustment 		
<p>Storage</p>	<p>One 6" deep side drawer & one 4" deep foot end drawer offering 1.3 cubic feet of total storage space</p> <ul style="list-style-type: none"> • High impact, rounded interior corners and edges for easy cleaning • Steel reinforced side mounted drawer system for smooth disciplined movement • One-piece drawer fronts covered on front, back and edges with durable laminate 		
<p>Electrical</p>	<ul style="list-style-type: none"> • Dual electrical outlets located on front side of table for convenient access • Warming drawer ON/OFF indicator switch located on side of table for easy identification of warmer being active • Exclusive feature: circuit breaker system, automatically shuts down table's electrical outlets and warming drawer if power supply is interrupted • <i>Reset button</i> quickly restores power to table's outlets and warmer 		
<p>Warmer Drawer</p>	<p>Standard feature for the Power 4000</p>		

Feature	ENOCHS POWER 4000 SPECIFICATIONS	
Accessories	<ul style="list-style-type: none"> • universal clamp (part# 6109) • tri-clamp (part# 6110) • footend accessory rails (part# 4112) • headend accessory rails (part# 4111) • knee crutches[†] (part# 4122) <p style="text-align: center; font-size: small;">* requires #6109 or 6110 clamp</p>	<ul style="list-style-type: none"> • padded armboard* ^{††} (part# 4124) • restraint straps (part# 4126) • urology pan with drain, screen & hose (part# 4137) • caster base (part# 4150) <p style="text-align: center; font-size: small;">[†] requires # 4112 footend accessory rails ^{††} requires head end rails</p>
Specifications	<ul style="list-style-type: none"> • Length - 52" extends to 71" • Maximum Width - 27" • Height - 24" to 40" • 4" deep stainless steel basin • Table Rating: 120 VAC 60 Hz 12 A • UL listed dual electrical outlets • Entire Product UL Listed 	
Warranty	4 – YEAR WARRANTY	
Replacement Parts After Warranty Ends	ENOCHS strives to use standard commercial available parts in ENOCHS products. After warranty period ends, most parts can be purchased from ENOCHS or from local supply house which allows facility to secure the most competitive price for the parts.	

ORDERING INFORMATION

ENOCHS can only be ordered through Authorized ENOCHS distributors.
 Call 800-428-2305 or e-mail enochs@enochsmed.com for the distributor in your area.

QUICK-SHIP* Power 4000 High-Low Table - Right Handed Product Code

Grey Drawer Fronts, Pearl Grey Base, Smoke Vacuum-formed Top	4000-GRPGSM
Grey Drawer Fronts, Pearl Grey Base, Windsor Wine Vacuum-formed Top	4000-GRPGWW
Grey Drawer Fronts, Pearl Grey Base, Cambridge Blue Vacuum-formed Top	4000-GRPGCB
Beige Drawer Fronts, Cream White Base, Windsor Wine Vacuum-formed Top	4000-BECWWW
Beige Drawer Fronts, Cream White Base, Cambridge Blue Vacuum-formed Top	4000-BECWCB

Other Popular Power 4000 Color Combinations **

Beige Drawer Fronts, Cream White Base, English Brown Vacuum-formed Top	4000-BECWEB
Beige Drawer Fronts, Cream White Base, Desert Sand Vacuum-formed Top	4000-BECWDS
Grey Drawer Fronts, Mocha Brown Base, Smoke Vacuum-formed Top	4000-GRMBSM

* Quick-ship products are those commonly kept in the ENOCHS inventory. Stock levels fluctuate based on orders. Call 800-428-2305 for availability.

** Non-inventoried product. When ordered, product will be scheduled into normal monthly production.